

**KHSAA TITLE IX
ANNUAL REPORT SUBMISSION
STATUS REPORT
2010-2011**

KHSAA
Form T65
Revised
3/2011

TO: KHSAA Member School Superintendents, Principals, and Athletic Directors

FROM: Julian Tackett, Commissioner
Darren Bilberry, Assistant Commissioner

DATE: May 4, 2011

School	Crittenden County	Reviewed by	Gary W. Lawson
--------	-------------------	-------------	----------------

The following is a status report regarding the required 2010 - 2011 Title IX Annual Report submission of forms due into the KHSAA office by April 15, 2011. Appropriate KHSAA Audit Team personnel have reviewed these forms and the following is a summary of this review.

I. Checklist of Forms properly submitted in a satisfactory manner:

<input checked="" type="checkbox"/>	GE 19 (Annual Verification)	<input checked="" type="checkbox"/>	T-35 (Budget Expenses)
<input checked="" type="checkbox"/>	T-1 (Summary Program Chart 1)	<input checked="" type="checkbox"/>	T-36 (Budget Expenses)
<input checked="" type="checkbox"/>	T-2 (Summary Program Chart 2)	<input checked="" type="checkbox"/>	T-41 (Checklist – Overall Interscholastic Program)
<input checked="" type="checkbox"/>	T-3 (Summary Program Chart 3)	<input checked="" type="checkbox"/>	T-60 (Corrective Action Plan)
<input checked="" type="checkbox"/>	T-4 (Summary Program Chart 4)	<input checked="" type="checkbox"/>	T-63 (Interscholastic Survey Results)

II. Status

A.	<input checked="" type="checkbox"/>	2010– 2011 Forms are satisfactory and no further information or action is necessary at this time.
B.		Errors have been noted with respect to the following forms:
C.		The following forms were omitted and must be submitted by school representatives:
D.	<input checked="" type="checkbox"/>	According to the 2010-2011 data, the school appears to be meeting the standards established in: <input type="checkbox"/> Test 1 (Athletic participation is proportionate to enrollment) <input type="checkbox"/> Test 2 (History and continuing practice of program expansion) <input checked="" type="checkbox"/> Test 3 (Full and effective accommodation of interests and abilities)
E.	<input checked="" type="checkbox"/>	Other Recommendation and Comments: The information submitted indicates that the standard established in test #3 for provision of athletic opportunities is currently being met. Evidence on the T-3 form which describes the steps taken by the school to address the indicated interest in girls tennis supports compliance with test #3. In the benefits area, total athletic spending appears to be within acceptable parameters for provision of parity.

KHSAA Emailer

select ademail as email_address,school as email_name from KHSAA_Schools,KHSAA.KHSAA_new_email_checked_schools where KHSAA_Schools.id=KHSAA.KHSAA_new_email_checked_schools.id AND KHSAA_new_email_checked_schools.user="dbilberry@khsaa.org" AND member="T" and (ademail is not null and ademail <> "") order by school

select prinemail as email_address,school as email_name from KHSAA_Schools,KHSAA.KHSAA_new_email_checked_schools where KHSAA_Schools.id=KHSAA.KHSAA_new_email_checked_schools.id AND KHSAA_new_email_checked_schools.user="dbilberry@khsaa.org" AND member="T" and (prinemail is not null and prinemail <> "") order by school

select superemail as email_address,school as email_name from KHSAA_Schools,KHSAA.KHSAA_new_email_checked_schools where KHSAA_Schools.id=KHSAA.KHSAA_new_email_checked_schools.id AND KHSAA_new_email_checked_schools.user="dbilberry@khsaa.org" AND member="T" and (superemail is not null and superemail <> "") order by school

- Below is a simulation of how your email will appear.
- You can manually modify the list of addressees in the "To:" box by deleting undesired addressees or adding new ones, one per line.
- You can modify the email subject in the "Subject:" box.
- When you're ready to send your email press the "Send" button. Do not close your browser window while emails are being sent.

From:	"Darren Bilberry, KHSAA" <dbilberry@khsaa.org>
To:	"Crittenden County"<angela.starnes@crittenden.kyschools.us> "Crittenden County"<lori.phillips@crittenden.kyschools.us> "Crittenden County"<rachel.yarbrough@crittenden.kyschools.us> gkboomers@hotmail.com
Subject:	Crittenden County- 2010-2011 Annual Title IX Report- §
<input type="button" value="Send Email"/>	
<p>Enclosed please find a copy of Form T-65, the 2010-2011 KHSAA Title IX Annual Submission Status Report. In addition, you may find an attachment with corrected copies of the forms submitted by your school personnel.</p> <p>Also, KHSAA Audit Team Members may have requested the resubmission of some of the 2010-2011 Annual Report Forms or need additional information on your athletic programs. Please submit this information by the date requested if this is applicable. Copies of all KHSAA Title IX documents must be kept current and included in your permanent Title IX File at the school. All documents are subject to Open Records Requests.</p> <p>Should you need any further information, please do not hesitate to contact the appropriate Title IX Auditor listed on the T-65 form or Darren Bilberry at anytime. Thank You.</p> <p>Darren Bilberry Assistant Commissioner Kentucky High School Athletic Association Telephone- 859-299-5472 Fax: 859-293-5999 E-Mail: dbilberry@khsaa.org</p>	

- attachment; filename="Crittenden County.doc"

Copyright © 2001-2011 Kentucky High School Athletic Association (KHSAA), all rights reserved
This page is for the exclusive use of the KHSAA. Other use is strictly prohibited. Usage is monitored

To: "Darren Bilberry, KHSAA" <dbilberry@khsaa.org>

Subject: Copy: Crittenden County- 2010-2011 Annual Title IX Report- Status Repo

From: "Darren Bilberry, KHSAA" <dbilberry@khsaa.org>

Date: Fri, 6 May 2011 15:20:03 -0400 (EDT)

Attachment: Crittenden County.doc

Enclosed please find a copy of Form T-65, the 2010-2011 KHSAA Title IX Annual Submission Status Report. In addition, you may find an attachment with corrected copies of the forms submitted by your school personnel.

Also, KHSAA Audit Team Members may have requested the resubmission of some of the 2010-2011 Annual Report Forms or need additional information on your athletic programs. Please submit this information by the date requested if this is applicable. Copies of all KHSAA Title IX documents must be kept current and included in your permanent Title IX File at the school. All documents are subject to Open Records Requests.

Should you need any further information, please do not hesitate to contact the appropriate Title IX Auditor listed on the T-65 form or Darren Bilberry at anytime. Thank You.

Darren Bilberry
Assistant Commissioner
Kentucky High School Athletic Association
Telephone- 859-299-5472
Fax: 859-293-5999
E-Mail: dbilberry@khsaa.org

APR 15 2011

KHSAA Form GE19
Rev. 10/10



KENTUCKY HIGH SCHOOL ATHLETIC ASSOCIATION 2010-2011 ANNUAL VERIFICATION OF TITLE IX PROCEDURES

(To be submitted by April 15, 2011 along with other required forms)

Crittenden County _____ High School, Marion _____ Kentucky
(Name of High School) (City)

certifies to the Kentucky High School Athletic Association that the following is an accurate and true representation of the facts surrounding compliance with 20 U.S.C. Sections 1681-1688, et. Seq. (also known as Title IX). I certify the following provisions in accordance with records at the school contained in the permanent Title IX file, at least one copy of which must be maintained in the Principal's office, and to the best of my knowledge have completed the following tasks:

I. Established a gender equity committee at the high school. (List committee personnel and provide attachment if necessary)

Name	Address	Phone	Title (Supt., Principal, Student, Parent, Coach, Etc.)
Cindy Crabtree	142 North Main Street, Marion, KY	270 704-1481	Educator/Coach
Larry Duvall	2927 SR 70, Marion, KY	270 965-3091	Educator/Coach
Brad Fraser	121 East Depot Street, Marion, KY	931 249-4691	Educator/Coach
Ken Geary	1450 SR 654 North, Marion, KY	270 704-1927	Educator/Coach
Shannon Hodge	3549 SR 70, Marion, KY	270 965-5349	Educator/Coach
Nathan McDowell	801 Burch Street, Benton, Ky	270 293-5149	Educator/Coach
Tanner Nix	1402 US 641, Marion, KY	270 965-2248	Student Athlete
Jenna Odom	1325 Chapel Hill Road, Marion, KY	270 965-2248	Student Athlete
Lori Phillips	754 Bent Creek Drive, Benton, KY	270 703-2228	Principal
Bristyn Prowell	3324 HWY 902 East, Fredonia, KY	270 625-0968	Educator/Coach
Al Starnes	209 Summit Drive, Marion KY	270 704-0036	DPP/District Title IX Coordinator/Coach
Angeia Starnes	209 Summit Drive, Marion KY	270 704-0049	Educator/Coach/AD/ School Title IX

II. Scheduled a minimum of three meetings during the 2010-2011 school year on the following dates:

August 9, 2010
November 17, 2010
March 15, 2011

III. Designated the following person(s) as the Title IX coordinator for the school:




Name	Title	Address	Phone
Angela Starnes	Educator/Coach/AD	209 Summit Drive	270 704-0049

IV. Designated the following person(s) as the Title IX coordinator for the district:

Name	Title	Address	Phone
Al Starnes	DPP/Coach	209 Summit Drive	270 704-0036

School personnel are continuing to make periodic reviews of the boys' and girls' athletics program reflected in the Corrective Action Plan.

In addition to the above information, the above referenced school maintains a complete permanent file relative to Title IX records including copies of the self-assessment audit, all corrective action plans, and other related materials.

 _____ Date 4-1-11 20
 Principal's Signature
 _____
 Superintendent's Signature
 _____
 School Board Chairpersons' Signature
 (Send original copy to KHSAA - Maintain duplicate in Title IX school folder)

I. Established a gender equity committee at the high school. **(Attachment)**

Name	Address	Phone	Title
Blair Winders	1000 SR 120, Marion, KY 42064	270 704-0955	Educator/Coach
Bryce Winders	512 ½ West Gum, Marion, KY 42064	270 704-1497	Educator/Asst. AD/ Coach



**2010-2011
ACCOMMODATION OF INTERESTS AND ABILITIES
SUMMARY PROGRAM CHART (Form T-1)**

Participation Opportunities: Test One - Proportionality

		(Column 1)	(Column 2)	(Column 3)	(Column 4)
	Program	Enrollment	Percentage of Total Enrollment	Number of Interscholastic Participants (double and triple count)	Percentage of Total Participation
Row 1	GIRLS	195	51.2%	149	44.9%
Row 2	BOYS	186	48.8%	183	55.1%
Row 3	Totals	381	100%	332	100%

Instructions:

*Number of 8th grade students & below used in Column 3 and Column 4 calculations: 42

- Determine the total number of girls enrolled, (place in Row 1, Column 1). Determine the total number of boys enrolled, (place in Row 2, Column 1).
- Add the total number of girls and boys enrolled to determine total enrollment, (place in Row 3, Column 1).
- Calculate the percentage of total enrollment that is female. (Divide Row 1, Column 1 by Row 3, Column 1 and place in Row 1, Column 2.) Calculate the percentage of total enrollment that is male. (Divide Row 2, Column 1 by Row 3, Column 1 and place in Row 2, Column 2.) Note: Row 1, Column 2 plus Row 2, Column 2 should total 100%.
- Ask coaches to confirm the names of those individuals who are on the team as of the first date of regular season competition, and cross out the names of those who were cut from the team or quit the team prior to the first regular season competitive event. Determine the total number of interscholastic athletics participants that are girls, (and place in Row 1, Column 3). In order to determine the total number of athletics participants, an individual should be counted each time he or she participates on a team. For example, if Jane Doe competes on the varsity volleyball team, the junior varsity volleyball team, the junior varsity basketball team, and the varsity softball team, she should be counted as four participants (**do not include club or intramural sports participants, cheerleaders, dance teams, or pom squads**). Calculate the same way for boys and girls. * In addition, should 8th grade students and below play on a Freshman, Junior Varsity, or Varsity team, they should also be counted for each team and sport on which they participate. If applicable, please asterisk in the above notation as to how many 8th grade students & below are included in the totals.
Using the same procedure, determine the total number of interscholastic athletic participants that are boys, (and place in Row 2, Column 3). Add Row 1, Column 3 plus Row 2, Column 3 to get total participants and place in Row 3, Column 3.
- Calculate the percentage of female participation. (Row 1, Column 3 divided by Row 3, Column 3 and place in Row 1, Column 4.) Calculate the percentage of male participation. (Row 2, Column 3 divided by Row 3, Column 3 and place in Row 2, Column 4.) Note: Row 1, Column 4 plus Row 2, Column 4 should total 100%.

Note: While being within three percent is not a formal compliance standard, if the percent listed in Row 1, Column 4 is within 3% of Row 1, Column 2, then it provides a good target within which compliance is likely.

Principal's Signature: *Lonnie Phelps* Date: 5-4-11



**2010-2011
ACCOMMODATION OF INTERESTS AND ABILITIES
SUMMARY PROGRAM CHART (FORM T-2)
PARTICIPATION OPPORTUNITIES: TEST TWO - PROGRAM
EXPANSION**

		Column 1	Column 2	Column 3	Column 4	Column 5
Program		Number of Teams Currently Offered	Number of Participants	Number of Teams Added Since the beginning of the 2006-2007 School Year	Current Number of Participants for the 2010-2011 school year who are playing on teams added since the 2006-2007 School Year	Percent of Total Participation By Sex Added Since the beginning of the 2006-2007 School Year
GIRLS Row 1	varsity:	6	88	0	0	
Row 2	j.v.:	5	55	0	0	
Row 3	frosh:	1	6	0	0	
Row 4	total:	12	149	0	0	0.0%
BOYS Row 5	varsity:	5	100	0	0	
Row 6	j.v.:	4	61	0	0	
Row 7	frosh:	1	22	0	0	
Row 8	total:	10	183	0	0	0.0%

- 1) For Column 1, list the number of interscholastic teams offered for girls and boys at each competitive level (varsity, junior varsity, and freshman). For girls, total each of the entries in Rows 1, 2, and 3 into Row 4. For boys, total Rows 5, 6, and 7 into Row 8.
- 2) For Column 2, list the number of participants at each level. For girls, total each of the entries in Rows 1, 2, and 3 into Row 4. For boys, total Rows 5, 6, and 7 into Row 8. Note: The totals in Row 4 for girls and in Row 8 for boys must be the same as the totals in Form T-1, Column 3, Rows 1 and 2 respectively.
- 3) For Column 3, list the number of interscholastic teams that have been added in the last five years at each competitive level. Count each team added during the 5 year period only one time. e.g. Girl's junior varsity soccer was added 3 years ago, count the team only once, not 3 times. For girls, total the entries in Rows 1, 2, and 3 into Row 4. For boys, total Rows 5, 6, and 7 into Row 8.
- 4) For Column 4, list the number of participants that are currently on each level of the teams that were added in the last five years. If a team was added previously but no longer exists, there are no current participants to be added for that team. For girls, total the entries in Rows 1, 2, and 3 into Row 4. For boys, total Rows 5, 6, and 7 into Row 8.
- 5) For Column 5, calculate the percentage of participants that have been added in the last five years. For girls, take the number in Column 4, Row 4 and divide by the number in Column 2, Row 4. For boys, take the number in Column 4, Row 8 and divide it by the number in Column 2, Row 8.
- 6) **Note: If the percentage of current participants added in the last five years is 25% or greater for the underrepresented sex (most likely girls), compliance with Test Two may be possible. If less than 25%, then compliance with Test Three should be analyzed. CAUTION: 25% is not a formal compliance standard.**

Principal's Signature: _____

Date: _____

5-4-11



**2010-2011
ACCOMMODATION OF INTERESTS AND ABILITIES
SUMMARY PROGRAM CHART (FORM T-3)**

KHSAA Form T3
Rev. 10/10

Participation Opportunities Test Three Full Accommodation

FOR ANY QUESTION ANSWERED "YES" IDENTIFY THE RESPECTIVE SPORT(S).

	GIRLS (Yes / No)	BOYS (Yes / No)
1. Based on the responses from your most recent student survey, is there sufficient interest to form a viable interscholastic team for a sport not currently offered? If yes, what sport?	NO	NO
2. For a sport not currently offered at the varsity level, is there sufficient interest based on your most recent Student Interest Survey to form a viable team for an interscholastic freshman team or junior varsity team?	NO	NO
3. For a sport currently offered at the interscholastic Junior Varsity or freshmen level, is there sufficient interest, based on your most recent Student Interest Survey, to form a varsity team?	NO	NO
4. If you answered YES to question (1), (2), or (3), are there enough high schools in the geographic area offering the sport (at the appropriate level) to allow for the development of a reasonable schedule of competition?	NO	NO
5. If you answered YES to question (1), (2), (3), or (4), are there enough high schools in the geographic area offering the sport (at the appropriate level) to allow for the development of a reasonable schedule of competition?	NO	NO

Remember, test three – full accommodation means addressing the unmet interest of the underrepresented sex (most likely girls), not the overrepresented sex (most likely boys).

Plans to Address Interest:

- There is not a facility close enough to allow us to have a swim team.
- A meeting was held outside school hours on Tuesday May 3, 2011 to address the marginal interest in Tennis from the survey. Three students attended this meeting. We do not feel there is enough interest for us to pursue this any further.

Principal's Signature

Lonnie Phelps

Date:

5-4-11



2010-2011
ACCOMMODATION OF INTERESTS AND ABILITIES
SUMMARY PROGRAM CHART (FORM T-4)

KHSAA Form T-4
Rev. 10/10

Levels of Competition Test One

		Column 1	Column 2	Column 3
Girls	Team Levels	Number of Teams Currently Offered	Number of Participants	Percentage of Participants at Each Level
Row 1	varsity:	6	88	59.1%
Row 2	j.v.:	5	55	36.9%
Row 3	frosh:	1	6	4.0%
Row 4	total:		149	100%
Boys				
Row 5	varsity:	5	100	54.7%
Row 6	j.v.:	4	61	33.3%
Row 7	frosh:	1	22	12.0%
Row 8	total:		183	100%

- 1) Column 1, list the number of interscholastic teams offered for girls and boys at each competitive level; varsity, junior varsity, and freshman. (Refer to Form T-2, Accommodation of Interests and Abilities, Summary Program Chart 2, Column 1.)
- 2) For Column 2, list the number of participants at each level. For girls, total the entries in Rows 1, 2, and 3 into Row 4. For boys, total the entries in Rows 5, 6, and 7 into Row 8. (Refer to Form T-2, Accommodation of Interests and Abilities, Summary Program Chart 2, Column 2.)
- 3) For Column 3, calculate the percentage of female and male participants at each level.
 For girls' varsity, junior varsity, and frosh, respectively:
 - Divide Column 2, Row 1 by Column 2, Row 4, and place the percentage in Column 3, Row 1
 - Divide Column 2, Row 2 by Column 2, Row 4, and place the percentage in Column 3, Row 2.
 - Divide Column 2, Row 3 by Column 2, Row 4, and place the percentage in Column 3, Row 3.
 For boys' varsity, junior varsity, and frosh, respectively:
 - Divide Column 2, Row 5 by Column 2, Row 8, and place the percentage in Column 3, Row 5.
 - Divide Column 2, Row 6 by Column 2, Row 8, and place the percentage in Column 3, Row 6.
 - Divide Column 2, Row 7 by Column 2, Row 8, and place the percentage in Column 3, Row 7.

Principal's Signature: _____

Lonnie Phelps

Date: _____

5-4-11



**2010-2011
ACTUAL EXPENDITURES - PROGRAM COMPARISON CHART 1 (FORM T-35)
TO INCLUDE BOOSTER CLUB FUNDING**

KHSAA Form T35
REV. 10/10

Sports	Equipment and Supplies		Travel		Awards		Coaches' salaries (to include supplemental and extended employment; dollar amount required)			Facilities improvements		Publications (if sport-specific)	
	Expenditures		Expenditures		Expenditures		Expenditures			Expenditures		Expenditures	
	School	Booster	School	Booster	School	Booster	School	# Coaches for all levels / # Teams for all levels	School	Booster	School	Booster	School
G basketball	4763	12213	1579	29800	683	1431	12000	3 2	0	0	0	0	3784
B basketball	3474	3806	2068	1882	161	287	12000	3 2	0	0	0	0	0
G softball	1600	5593	748	4000	0	815	3750	2 2	0	0	2133	0	0
B baseball	1244	5291	622	2797	0	1613	3750	2 3	0	0	1106	0	0
G cross country	0	0	0	0	0	0	0	0 0	0	0	0	0	0
B cross country	0	0	0	0	0	0	0	0 0	0	0	0	0	0
G golf	105	900	370	301	0	0	1250	1 2	0	0	0	0	0
B golf	105	900	370	301	0	0	1250	1 2	0	0	0	0	0
G soccer	264	3614	426	144	0	1506	3750	2 2	0	0	0	0	0
B soccer	0	0	0	0	0	0	0	0 0	0	0	0	0	0
G swimming	0	0	0	0	0	0	0	0 0	0	0	0	0	0
B swimming	0	0	0	0	0	0	0	0 0	0	0	0	0	0

1. Total expenditures on T-35 and T-36 on the 2010-2011 year report due by April 15, 2011 of each school year, should reflect the total monies spent (rounded off to nearest dollar) for the entire school year of 2009-2010 ending June 30, 2010.

2. Booster Club Funding/Contributions must be included in the above expenditures total. (Note: It is illegal for coaches to be paid by Booster Clubs - Reference KHSAA Bylaw 27)

Principal's Signature: *[Signature]* Date: 4-1-11



**2010-2011
ACTUAL EXPENDITURES - PROGRAM COMPARISON CHART 2 - (Form T36)
TO INCLUDE BOOSTER CLUB FUNDING**

KHSAA Form T36
REV. 10/10

Sports	Equipment and supplies		Travel		Awards		Coaches' salaries (to include supplemental and extended employment; dollar amount required)			Facilities improvements		Publications (if sport-specific)		
	Expenditures		Expenditures		Expenditures		Expenditures			Expenditures		Expenditures		
	School	Booster	School	Booster	School	Booster	School	# Coaches for all levels / # Teams for all levels	School	Booster	School	Booster	School	Booster
G track	131	1107	252	936	0	171	1750	1 1	0	0	0	0	0	0
B track	130	1107	577	936	0	171	1750	1 1	0	0	0	0	0	0
G tennis	0	0	0	0	0	0	0	0 0	0	0	0	0	0	0
B tennis	0	0	0	0	0	0	0	0 0	0	0	0	0	0	0
G volleyball	474	1032	718	1790	0	132	3750	2 3	0	0	0	0	0	0
B wrestling	0	0	0	0	0	0	0	0 0	0	0	0	0	0	0
G	0	0	0	0	0	0	0	0 0	0	0	0	0	0	0
B football	32698	4778	3449	4807	2861	2357	12000	6 2	655	0	0	0	1684	0
G	0	0	0	0	0	0	0	0 0	0	0	0	0	0	0
B	0	0	0	0	0	0	0	0 0	0	0	0	0	0	0

- Total expenditures on T-35 and T-36 on the 2010-2011 year report due by April 15, 2011, should reflect the total monies spent (rounded off to nearest dollar) for the entire school year of 2009-2010 ending June 30, 2010.
- Booster Club Funding/Contributions must be included in the above expenditures totals. Indicate percentage of total expenditures for each gender. (If disparities are obvious, list on your Corrective Action Plan (T-60) what action you will take to correct the problem.)

Gender	Expenditures	Percentage
Boys	\$ 112,987	50.7%
Girls	\$ 109,765	49.3%
Total:	\$ 222,752	100%

(55)
(45)

Principal's Signature: *[Signature]* Date: 4/11



2010-2011 KHSAA TITLE IX ATHLETICS AUDIT (Form T-41)
Checklist - Overall Interscholastic Athletics Program

KHSAA Form T41
Rev. 10/10

DIRECTIONS:

For the Areas of Compliance (Opportunities and Benefits) listed on the left hand side of the page, place a checkmark under the appropriate column identifying whether your school provided an advantage to the Girls' Program, or to the Boys' Program or to Neither Program. A review of T-35 and T-36 spending patterns might be helpful in completing this form.

Areas of Compliance:	ADVANTAGE TO:		
	GIRLS' PROGRAM	BOYS' PROGRAM	NEITHER PROGRAM
OPPORTUNITIES			
Accommodation of Interest and Abilities			X
BENEFITS			
Equipment and Supplies			X
Scheduling of Games and Practice Time			X
Travel and Per Diem Allowances			X
Coaching			X
Locker Rooms, Practice and Competitive Facilities			X
Medical and Training Facilities and Services			X
Publicity			X
Support Services			X
Housing and Dining			X
Tutoring			X
Athletic Scholarships			X

If an advantage/inequity is indicated, corrective action should be shown on the Corrective Action Plan, Form T-60.

Principal's Signature: *[Signature]* Date: 4/11



SCHOOL NAME Crittenden County

**2010-2011 TITLE IX
CORRECTIVE ACTION PLAN
(FORM T-60)**

DIRECTIONS:

- For Column 1, indicate the intended area (Opportunities or Benefits) which needs corrective action in order to achieve gender equity. For Column 2, write the suggested change or activities that will correct the area in need of alteration. For Column 3, include the estimated completion date for the changes or activities.
- It is possible to attain compliance with Title IX and no longer need "corrective" action. However, the KHSAA strongly encourages compliant schools to identify items for improvement (Column 1), activities to accomplish the improvement (Column 2) and a timetable for completion (Column 3) that will strengthen the athletic program.
- You may copy this form as needed. Please attach corrective action plans along with audit forms and submit by April 15, 2011.

COLUMN 1	COLUMN 2	COLUMN 3
SPECIFIC ITEM FOR CORRECTION/ IMPROVEMENT	PLAN FOR SUGGESTED CHANGE	START DATE AND COMPLETION DATE OF CORRECTIVE ACTION
Lights to the soccer field	To add lights to the soccer field	Start: 2003 Complete: 2004
Improve the weight room	Add lighter weights, and pin-loaded weight machines	Start: 2005 Complete: 2006
Improve softball field	Add safety covering for fencing	Start: 2006 Complete: 2007
Improve softball field	Bleachers - Concrete poured	Start: 2006 Complete: 2008
Improve softball field	Field - Add clay	Start: 2007 Complete: 2008
Improve softball field	Field - Add retaining wall	Start: 2008 Complete: 2009
Improve softball field	Press Box - Parks Board has applied for grants	Start: 2006 Complete: Continued

[Signature]

Principal's Signature: _____

Date: 4/11



**INTERSCHOLASTIC ATHLETICS
SURVEY (FORM T-63)
Summary of Student Responses**

*KHSAA Form T63
Rev. 11/09
Page 1/3*

School Year: 2010/2011

School Name: Crittenden County High School

Enrollment
(9-12 Grade): (SHOULD AGREE WITH FORM T-1, COLUMN 1, ROW 3)

Number of 9-11 Grade Students Surveyed: 278

Number of 8th Grade Students Surveyed: 99

Date: February 23, 2011

Completed By: Kathy Harris and Teresa Marshall

Instructions:

1. Summarize the Student Athletics Interest Surveys Form T-61 by listing the total number of responses on the line next to each sport.
2. Under the Other Category please provide a listing of the sports as well as the number of students who are interested in participating.
3. Please sign and date this Summary Form (T-63) and mail this Summary Form only to the KHSAA by April 15. Do not mail the student surveys (Form T-61). However, these Forms should be maintained in your files in the event they are requested subsequently.

377 Number of Surveys

347 Total Returned (*A minimum of 80% return is expected*)

8-11 Grades Surveyed (*Should be grades 9-11 and 8th grade if school has a feeder system*)

Who Administered The Survey? Teachers

How Was The Survey Administered? During Class

Give details on how it was administered and to which school group, Example: English classes, or all home rooms, etc. or advisee/advisor?)

KHSAA Sanctioned Fall Sports (*List Total Number of Participation Responses*)

7 Cross Country (Girls)

5 Cross Country (Boys)

37 Football (Boys)

3 Golf (Girls)

6 Golf (Boys)

12 Soccer (Girls)

19 Soccer (Boys)

29 Volleyball (Girls)

Winter Sport (List Total Number of Participation Responses)

KHSAA Form T-63
Rev. 11/09
Page 2/3

<u>26</u>	Basketball (Girls)
<u>23</u>	Basketball (Boys)
<u>12</u>	Indoor Track (Girls)
<u>15</u>	Indoor Track (Boys)
<u>20</u>	Swimming & Diving (Girls)
<u>5</u>	Swimming & Diving (Boys)
<u>16</u>	Wrestling (Boys)

Spring Sport (List Total Number of Participation Responses)

<u>20</u>	Baseball (Boys)
<u>20</u>	Fast Pitch Softball (Girls)
<u>11</u>	Tennis (Girls)
<u>10</u>	Tennis (Boys)
<u>16</u>	Track (Girls)
<u>10</u>	Track (Boys)

Non-KHSAA Championship Sports (From Student Survey T-61 Question 10)

<u>63</u>	Archery
<u>13</u>	Field Hockey
<u>37</u>	Bowling
<u>7</u>	Gymnastics (Boys)
<u>26</u>	Gymnastics (Girls)
<u>31</u>	Ice Hockey
<u>15</u>	Lacrosse (Boys)
<u>12</u>	Lacrosse (Girls)
<u>50</u>	Rifle
<u>33</u>	Rodeo
<u>13</u>	Slow Pitch Softball
<u>19</u>	Volleyball (Boys)
<u>2</u>	Water Polo
<u>26</u>	Weightlifting
<u>8</u>	Other sports not listed _____

**Number of Students who participate in Intramural Sports
(From Student Survey T-61 Question 5)**

<u>Sport</u>	<u>Number</u>
Band	1
Weightlifting	1
Powder Puff	1
Wrestling	1

List Intramural Sports students are interested in adding:
(From Student Survey T-61 Question 6)

KHSAA Form T63

Rev. 11/09

Page 3/3

<u>Sport</u>	<u>Number</u>
Hockey	2
Bowling	1
Swimming	2
Tennis	3
Wrestling	1

Participation in Non-School Sports Activities
(From Student Survey T-61 Question 7)

<u>Sport</u>	<u>Number</u>
Walking	1
Hunting/Fishing	1
Basketball	1
Swim	1
Travel Softball	2
Soccer	3

Reasons for not participating in interscholastic athletics
(From Survey Question 8)

- 23 I prefer other activities such as band, chorus, etc.
 31 I don't have time
 The practice schedules and game times are
 14 inconvenient
 19 The sport I like isn't offered
 14 It's too expensive
 8 I prefer to participate in club or intramural sports
 22 Working
 13 Other: _____

Student Suggestions to encourage participation
Promote sports to help funding to youth programs

HS Fun
 Year round conditioning
 Swimming
 Pep rally for softball, baseball, track


Principal's Signature

5-4-11
Date